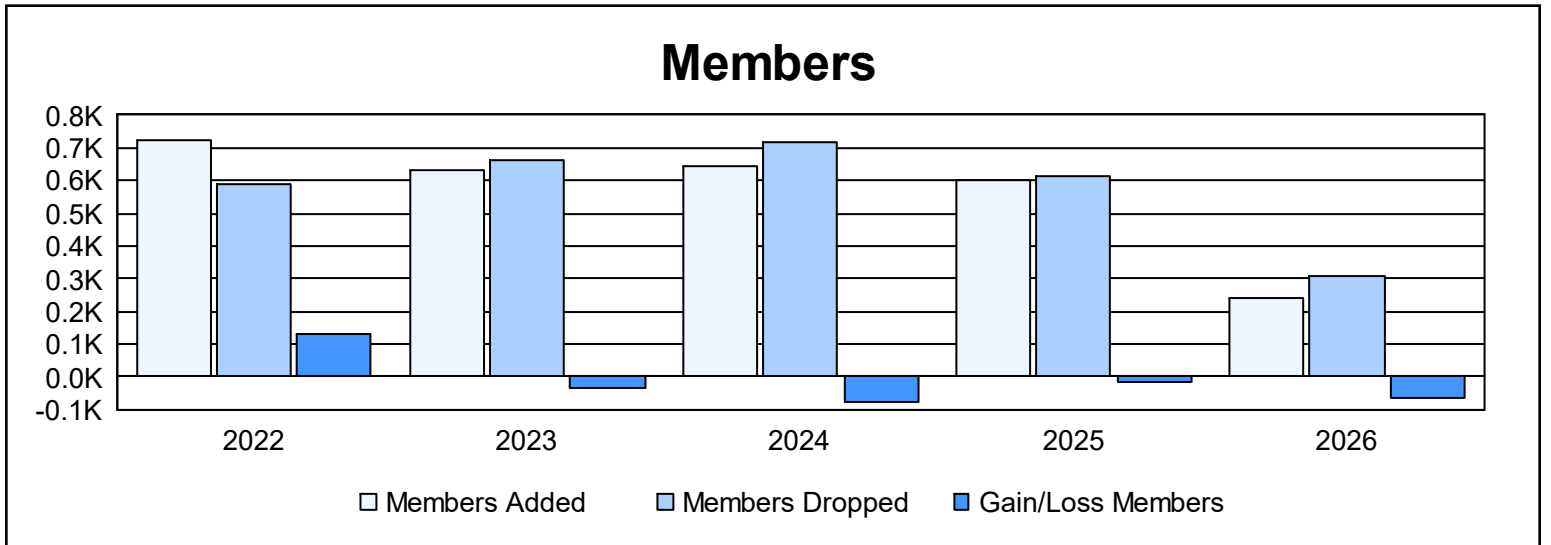
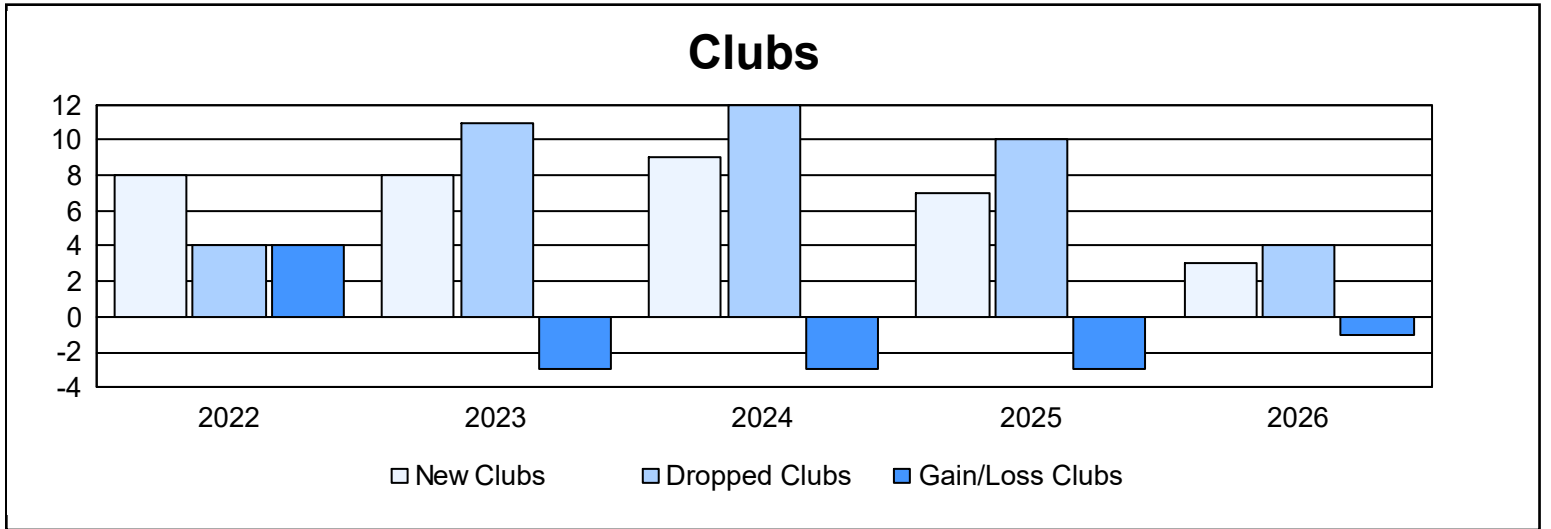


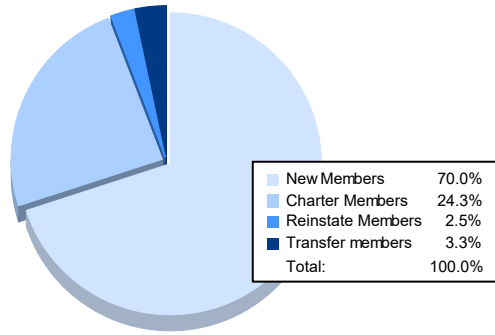
Multiple District T

As of March 2026 Cumulative

Year	New Clubs	Dropped Clubs	Gain/ Loss Clubs	New Members	Charter Members	Reinstate Members	Transfer Members	Total Member Added	Total Members Dropped	Gain/ Loss Members
2021-2022	8	4	4	477	189	44	13	723	592	131
2022-2023	8	11	-3	402	201	9	20	632	663	-31
2023-2024	9	12	-3	338	205	76	23	642	720	-78
2024-2025	7	10	-3	360	179	32	32	603	616	-13
2025-2026	3	4	-1	170	59	6	8	243	307	-64
Average	7	8	-1	349	167	33	19	569	580	-11



Membership Composition March 2026 Cumulative



Gender Composition March 2026 Cumulative

